



JOINT INSTITUTE
交大密西根学院

Introduction to the Joint Institute

April 2018

History





Degree Programs

BS, MS, PhD programs in

Mechanical Engineering
Electrical and Computer Engineering
Material Science and Engineering

Dual BS programs with UM

BS/MS programs with UM & KTH



Faculty Team

53 full-time faculty

31 tenure-track faculty

22 international faculty



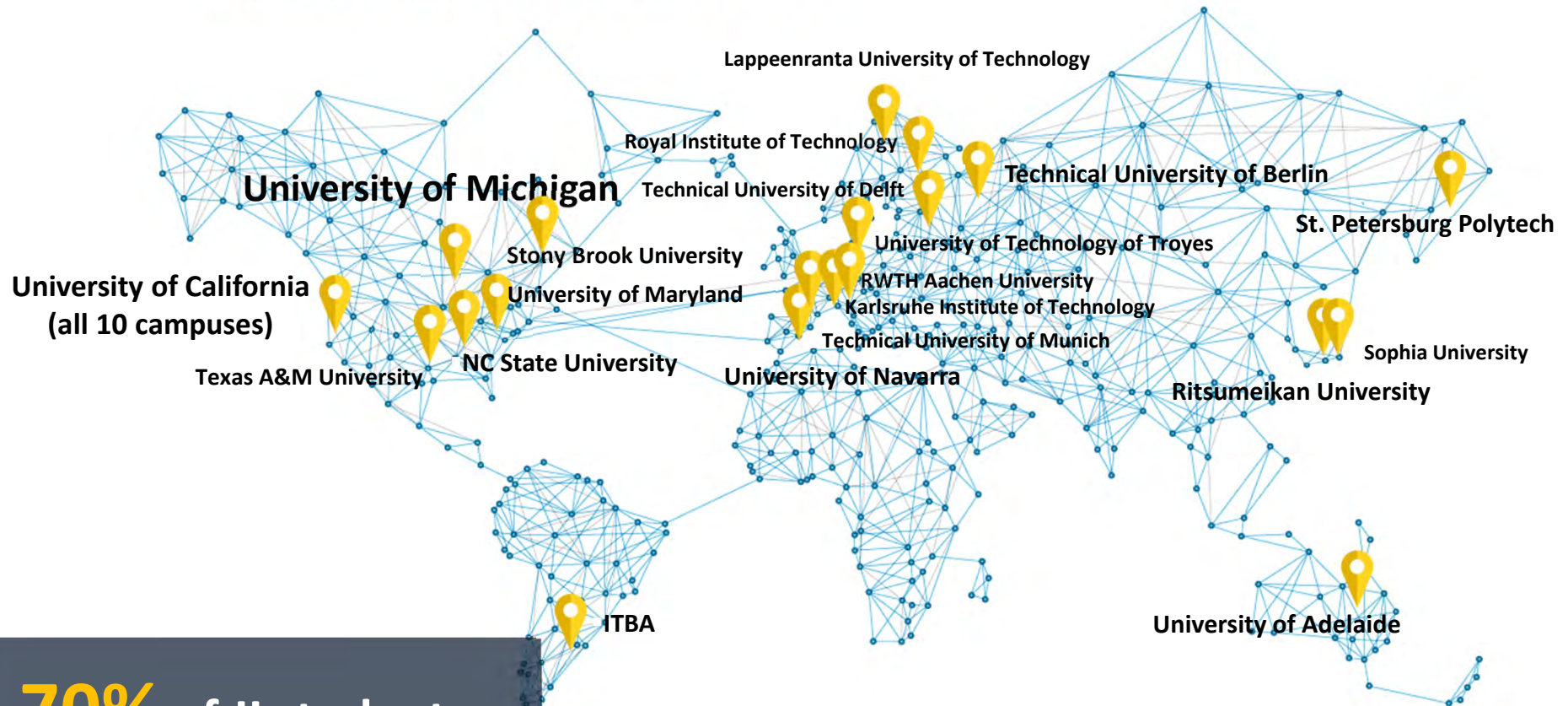
Student Population

1160 undergraduate

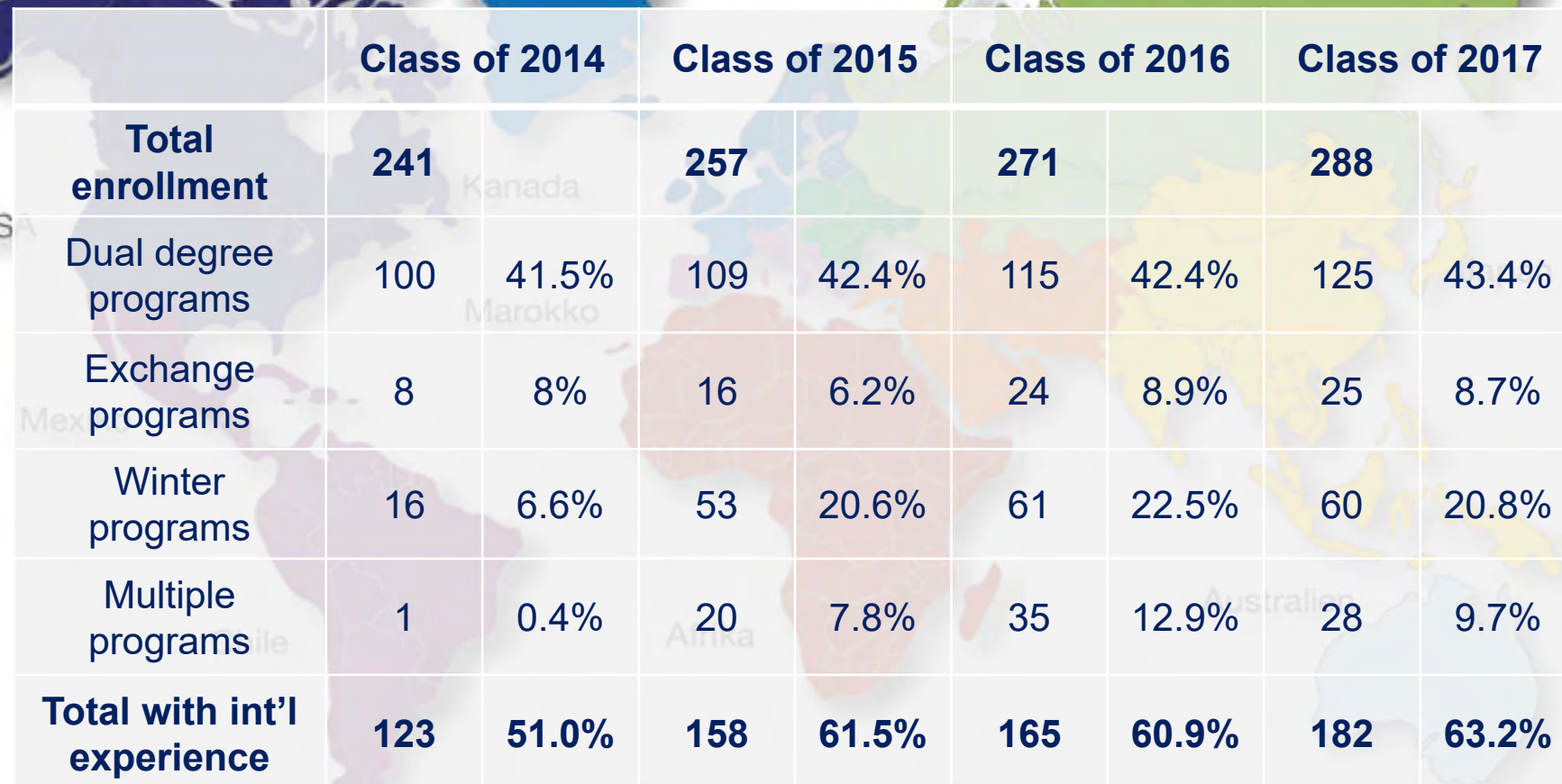
170 graduate students

Global Partners

Member of **Global E³**



70% of JI students
have international
Experience



	Class of 2014		Class of 2015		Class of 2016		Class of 2017	
Total enrollment	241		257		271		288	
Dual degree programs	100	41.5%	109	42.4%	115	42.4%	125	43.4%
Exchange programs	8	8%	16	6.2%	24	8.9%	25	8.7%
Winter programs	16	6.6%	53	20.6%	61	22.5%	60	20.8%
Multiple programs	1	0.4%	20	7.8%	35	12.9%	28	9.7%
Total with int'l experience	123	51.0%	158	61.5%	165	60.9%	182	63.2%

International programs – our goal is to have 100% of students graduate with international experience by 2020

International Student Population

120 visiting and **41**
degree-seeking
international students
studied at JI in 2017

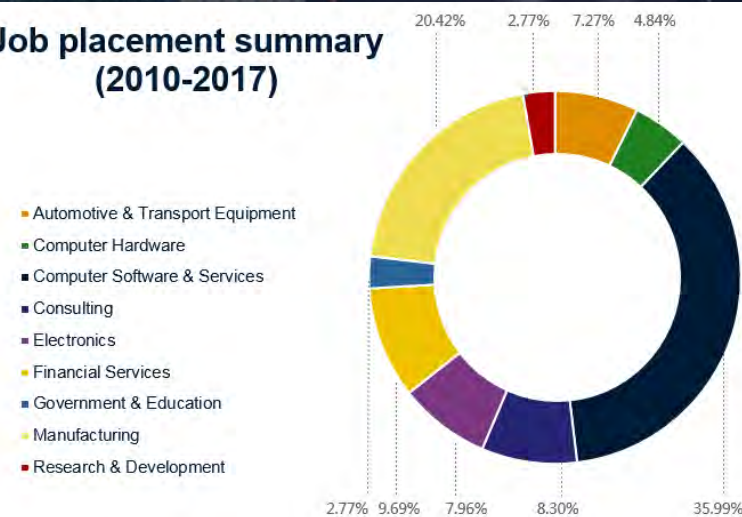


Placement of Undergraduate Students

Ranking*	US Graduate Engineering Schools	No.
1	Massachusetts Institute of Technology	10
2	Stanford University	45
3	University of California, Berkeley	35
4	California Institute of Technology	2
5	Carnegie Mellon University	56
6	University of Michigan, Ann Arbor	450
7	Georgia Institute of Technology	26
8	University of Illinois, Urbana Champaign	20
9	Purdue University	14
10	University of Texas, Austin	16
11	Texas A&M University	12
12	University of Southern California	66
13	Cornell University	18
14	Columbia University	54
15	University of Wisconsin, Madison	3
16	University of California, Los Angeles	31
17	University of California, San Diego	38
18	Princeton University	8
19	Northwestern University	6
20	University of Pennsylvania	25

Placement Summary (2010-2017)		
Number of Graduates	1800	
US Graduate Schools	1226	68.1%
*US Top 10 Eng. Graduate Schools	674	55%
*US Top 20 Eng. Graduate Schools	938	76.5%
Other Int'l Graduate Schools	97	5.4%
Chinese Graduate Schools	130	7.2%
Employment	335	18.6%

**Job placement summary
(2010-2017)**



* According to US News 2017

THANK YOU!



JOINT INSTITUTE
交大密西根学院