

Using Technology to Create Face Time

J. Andreas Bærentzen, Associate Prof.

Dept. of Applied Math and Computer Science

The Technical University of Denmark

Founded in 1829, by H.C. Ørsted.

11000 enrolled students,

63 programmes (BEng, BSc Eng, MSc Eng),

2000+ faculty.

Using Technology to Create Face Time

- How?
 - Through fewer lectures and faster and better assessment
 - By reaping the fruits of digitalization (after college)

Store type: brick and mortar
Product: information
Status: closed



Store type: brick and mortar
Product: information
Status: open for business



What is a University?

- A physical store selling information...
- Why has this model not been disrupted?

What is a University?

- A physical store selling information...
- Why has this model not been disrupted?
- Let me guess
 - the presence of fellow students
 - one-on-one discussion with faculty
 - especially during projects

Two Faces of eLearning



- Solitary
- Self-paced
- Assessment oriented

Two Faces of eLearning



- Solitary
- Self-paced
- Assessment oriented
- Enables distance learning
- Lets you ignore students?

Disclaimer: I care little about that



Two Faces of eLearning

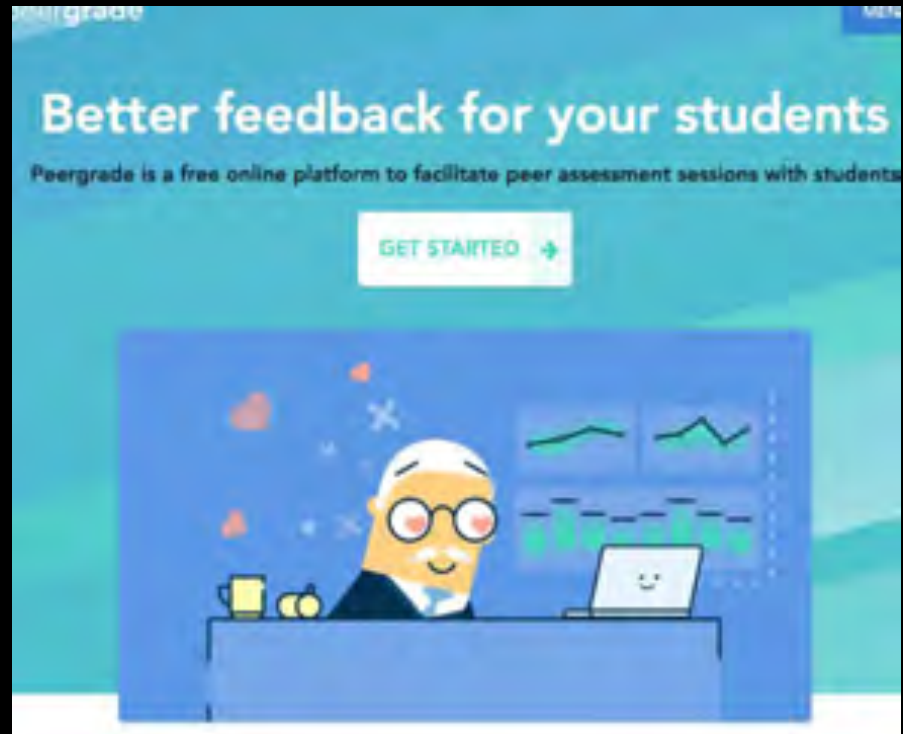
- Promotes peer-instruction
- Frees up time for one-on-one



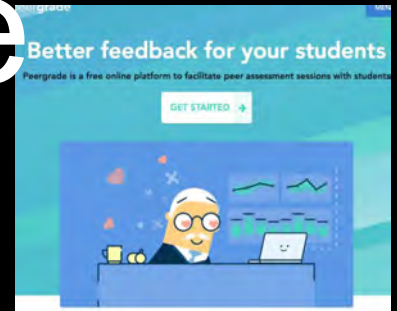
- Solitary
- Self-paced
- Assessment oriented
- Enables distance learning
- Lets you ignore students?

eLearning tech. from DTU Compute

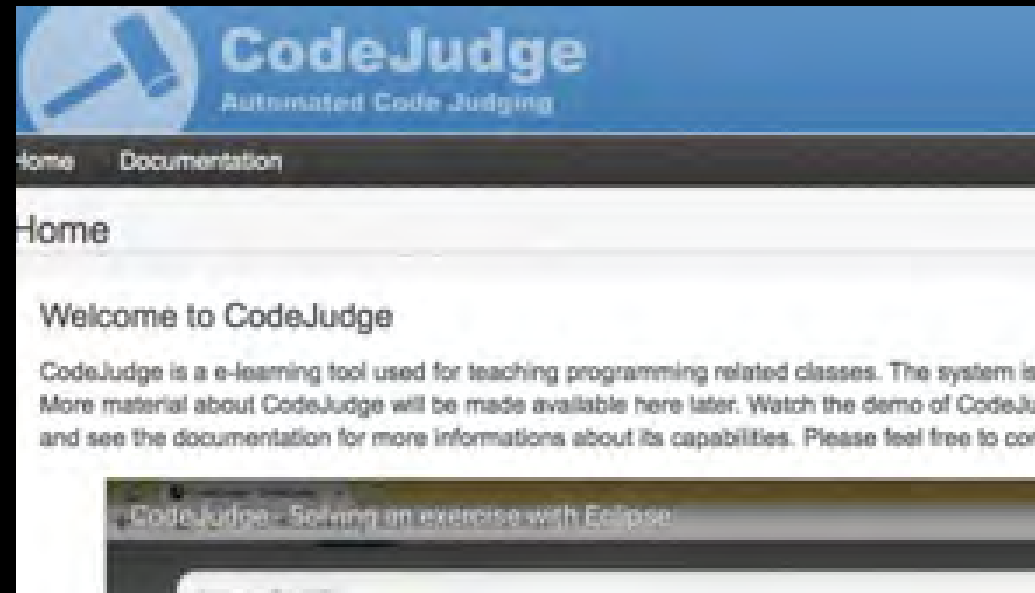
- PeerGrade.IO



eLearning tech. from DTU Compute

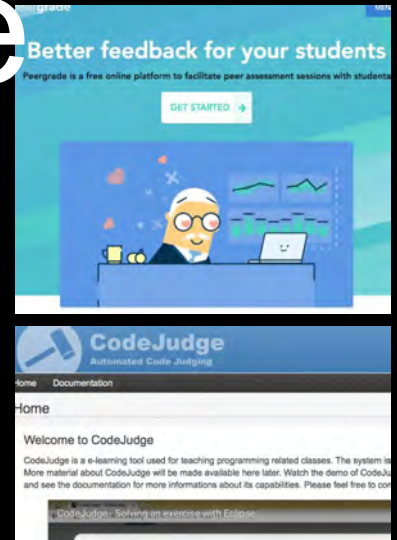


- PeerGrade.IO
- CodeJudge



eLearning tech. from DTU Compute

- Students love this? Right?!
- No. Some do, some don't!
- Students
 - are conservative
 - like to see us work
- Work on matching of expectations needed!



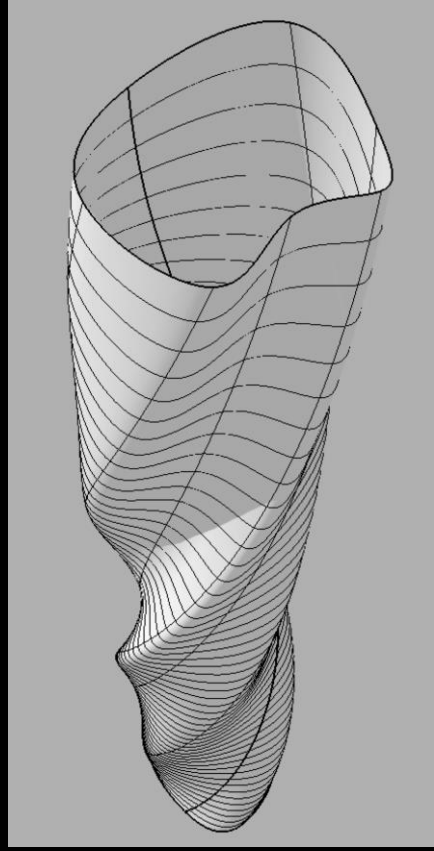

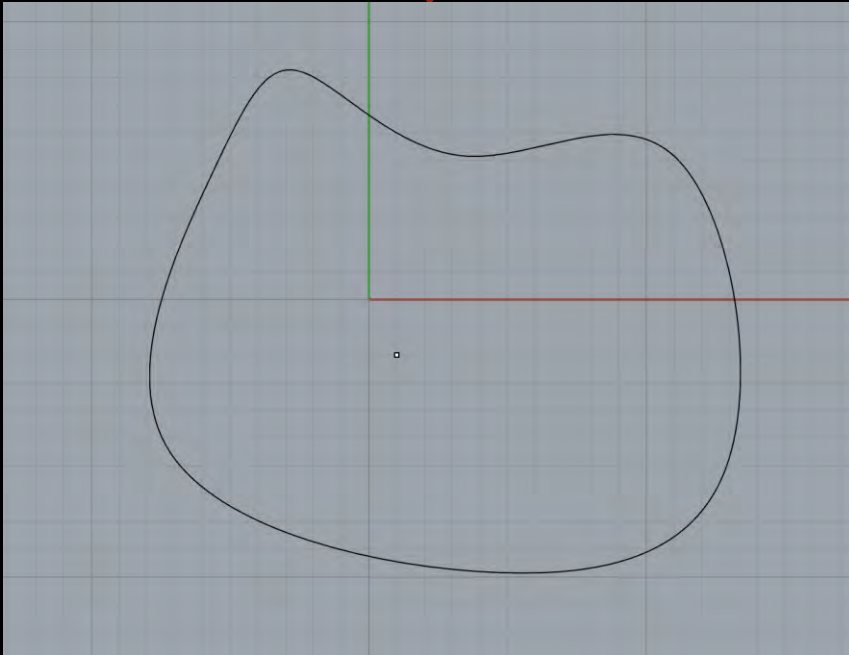

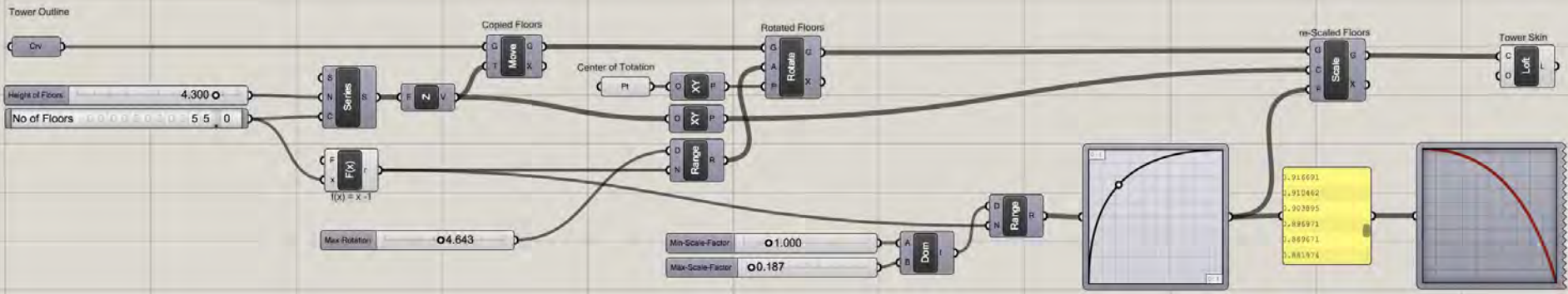
About the freed up time ...

- In the future, advising students is going to be more important.
- DTU has an open door policy
- But plan the supervision of students

The Advisory Process


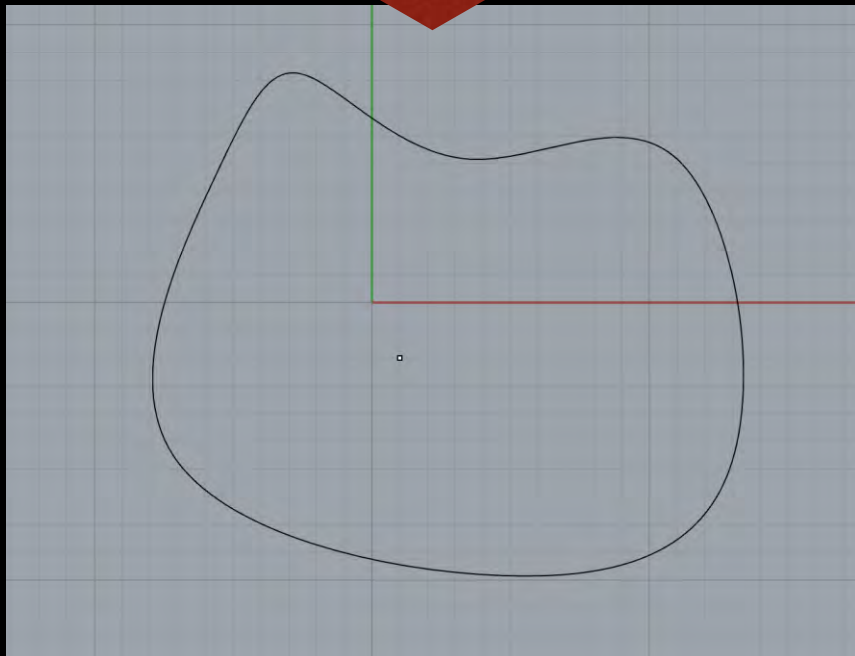
The Advisory Process

Computer Programming



```
import Rhino
import math
import rhinoscriptsyntax as rs
import Rhino.Geometry.Point3d as Point3D
import Rhino.Geometry.Vector3d as Vector3D

curve0 = rs.GetObjects("select curve",4)
pt = rs.GetPoint("select point")
curves = [ ]
for i in range(0,100,5):
    curve = rs.RotateObject(curve0, pt, 2.4*i, None, copy=True)
    s = pow(0.997,i)
    rs.ScaleObject(curve,pt,Vector3D(s,s,s))
    rs.MoveObject(curve,Vector3D(0,0,2.4*i))
    curves.append(curve)
rs.AddLoftSrf(curves)
```





Code

- is the most concise way to instruct a computer
- yet people go to surprising lengths to avoid it
- Education can help!